

LDC500, LDC501, LDC502

Технические характеристики

По вопросам продаж и поддержки обращайтесь:

Алматы (7273)495-231	Казань (843)206-01-48	Новокузнецк (3843)20-46-81	Смоленск (4812)29-41-54
Архангельск (8182)63-90-72	Калининград (4012)72-03-81	Новосибирск (383)227-86-73	Сочи (862)225-72-31
Астрахань (8512)99-46-04	Калуга (4842)92-23-67	Омск (3812)21-46-40	Ставрополь (8652)20-65-13
Барнаул (3852)73-04-60	Кемерово (3842)65-04-62	Орел (4862)44-53-42	Сургут (3462)77-98-35
Белгород (4722)40-23-64	Киров (8332)68-02-04	Оренбург (3532)37-68-04	Тверь (4822)63-31-35
Брянск (4832)59-03-52	Краснодар (861)203-40-90	Пенза (8412)22-31-16	Томск (3822)98-41-53
Владивосток (423)249-28-31	Красноярск (391)204-63-61	Пермь (342)205-81-47	Тула (4872)74-02-29
Волгоград (844)278-03-48	Курск (4712)77-13-04	Ростов-на-Дону (863)308-18-15	Тюмень (3452)66-21-18
Вологда (8172)26-41-59	Липецк (4742)52-20-81	Рязань (4912)46-61-64	Ульяновск (8422)24-23-59
Воронеж (473)204-51-73	Магнитогорск (3519)55-03-13	Самара (846)206-03-16	Уфа (347)229-48-12
Екатеринбург (343)384-55-89	Москва (495)268-04-70	Санкт-Петербург (812)309-46-40	Хабаровск (4212)92-98-04
Иваново (4932)77-34-06	Мурманск (8152)59-64-93	Саратов (845)249-38-78	Челябинск (351)202-03-61
Ижевск (3412)26-03-58	Набережные Челны (8552)20-53-41	Севастополь (8692)22-31-93	Череповец (8202)49-02-64
Иркутск (395)279-98-46	Нижний Новгород (831)429-08-12	Симферополь (3652)67-13-56	Ярославль (4852)69-52-93
Россия (495)268-04-70	Киргизия (996)312-96-26-47	Казахстан (7172)727-132	

Laser Diode Controllers

LDC500 series — Laser diode drivers with integrated temperature controllers



LDC500 Series Laser Diode Controllers

Laser Diode Driver

- 100 mA, 500 mA or 2 A source
- Ultra-low drift (<10 ppm/°C)
- <0.3 μ A current noise (LDC500)
- CC & CP mode dynamic switching
- GPIB, RS-232 and Ethernet

TEC Controller

- 36 W output power
- Ultra-high stability (0.0005 °C/°C)
- Thermistor, RTD and IC sensors
- Auto-tuning of loop parameters
- CC & CT mode dynamic switching

Introducing the LDC500 Series Laser Diode Controllers — highly stable, low-noise current sources, with integrated temperature controllers — all at very affordable prices.

The LDC500 series are the ideal instruments for controlling the current and temperature of your laser diodes. They have the performance and features you expect from instruments costing twice as much. The LDC501 has up to 500 mA of output current with less than 1.1 μ A of rms noise, while the LDC500 has up to 100 mA of current and less than 0.3 μ A of noise. The LDC502 provides up to 2 A of current.

With a low-noise current source, a 36 W high-precision temperature controller, and standard computer interfaces including Ethernet, the LDC500 series is the right choice for your laser diode testing and control applications.

Easy-To-Use Interface

The LDC500 series have an intuitive user interface, and many first time users will be able to operate the instrument without having to crack open the manual (although we do recommend reading the manual). Unlike competitive models, the LDC500 series controllers have a dedicated front-panel display for parameter entry. You don't have to sacrifice monitoring temperature or current to simply change an instrument setting — you have a separate two-line, blue alpha-numeric display for that. In addition, bright 5-digit green LED displays constantly monitor current and temperature, and are large enough to easily read from anywhere in the lab.

Laser Diode Protection

Multiple laser diode protection features, including slow start turn-on, adjustable current limits, and adjustable compliance voltage, keep your laser diodes safe when unexpected events occur. Fast clamping and shut down provide extra protection against intermittent contact with the laser. Combined, these features provide trouble-free, safe control of your laser diode.

Linear Power Supplies

Independent linear power supplies are used for the laser diode controller and the temperature controller. The supplies are designed with a magnetically shielded toroidal transformer, and provide ultra-clean, stable isolated power.

Computer Control

Remote operation of the LDC500 series is supported with GPIB, RS-232 and Ethernet interfaces. All instrument functions can be controlled and read over any of the interfaces. Up to nine complete instrument configurations can be saved in non-volatile RAM and recalled at any time. A TTL trigger output is also available to synchronize other test equipment.

Stable Laser Diode Controller

To ensure a stable optical output from your laser diode, the LDC500 series LD controllers were designed to deliver noise-free, precision operation. They are accurate to $\pm 0.01\%$ FS, have automated testing setups, noise is as low as $0.3 \mu\text{A rms}$, and they meet a drift specification of $10 \text{ ppm}/^\circ\text{C}$.

The controllers have two modes of operation for the laser diode: constant current and constant power. Constant current mode (CC) programs the source to a precise DC amplitude. Alternatively, the constant optical power mode (CP) servos the current source to maintain a constant signal on a monitor photodiode. Both control modes allow you to add an external

modulation signal, with adjustable bandwidth up to 1 MHz (in CC mode) or 10 kHz (in CP mode).

Another convenient feature that the LDC500 series offers is a fully programmable photodiode bias voltage. You can set the bias between 0 and 5 V from the front panel, or remotely using one of the computer interfaces.

Bumpless Transfer


A unique feature of the LDC500 series is dynamic “Bumpless Transfer” between CC and CP modes. This feature means you don’t have to shut down your laser to switch modes — simply press the *Current/Power* button.

36 W Temperature Controller


The LDC500 series integrated 36 W temperature controller lets you adjust temperature with 0.001°C resolution, and measure temperature with 0.01°C accuracy (with a calibrated sensor). It maintains a typical stability of $0.0005^\circ\text{C}/^\circ\text{C}$ with respect to room temperature, and has a very wide temperature control range.

The TEC controller also has two modes of operation: constant temperature mode (CT) controls the TEC current to maintain a fixed temperature (or raw sensor value), while constant current mode (CC) operates the TEC at a fixed current. Thermistor, RTD and IC sensors are all supported.

The LDC500 series offers an auto-tuning feature which automatically optimizes the PID loop parameters of the controller. Of course, full manual control is provided too. Dynamic transfer between CT and CC modes for the TEC is also easy — just press the *Temp/Current* button.



LDC500 front panel



LDC501 rear panel

Laser Diode Current Source

Current Source

Range	0 to 100 mA, 0 to 50 mA (LDC500) 0 to 500 mA, 0 to 250 mA (LDC501) 0 to 2 A, 0 to 1 A (LDC502)
Setpoint resolution	1 μ A (LDC500), 10 μ A (LDC501), 0.1 mA (LDC502)
Accuracy	\pm 0.02% of full scale
Output impedance	>1 M Ω (DC)
Stability	
Thermal	<10 ppm/ $^{\circ}$ C
Short-term (1 hr.)	<5 ppm full scale
Long-term (24 hr.)	<15 ppm full scale
Noise (10 Hz to 1 MHz)	<i>LDC500</i> 0.9 μ A rms (high range / high BW) 0.6 μ A rms (high range / low BW) 0.5 μ A rms (low range / high BW) 0.3 μ A rms (low range / low BW) <i>LDC501</i> 4.5 μ A rms (high range / high BW) 1.5 μ A rms (high range / low BW) 2.3 μ A rms (low range / high BW) 1.0 μ A rms (low range / low BW) <i>LDC502</i> 25 μ A rms (high range / high BW) 5.0 μ A rms (high range / low BW) 10 μ A rms (low range / high BW) 3.5 μ A rms (low range / low BW)
Compliance voltage	
Range	0 to 10 V, programmable
Resolution	10 mV
Accuracy	0.2 V
Current Limit	
Range	0 to 100 mA, 0 to 50 mA (LDC500) 0 to 500 mA, 0 to 250 mA (LDC501) 0 to 1 A, 0 to 2 A (LDC502)
Resolution	10 μ A (LDC500 & LDC501), 0.1 mA (LDC502)
Accuracy	\pm 0.1 mA (LDC500 & LDC501), \pm 0.4 mA (LDC502)

Analog Modulation

Input range	-10 V to +10 V
Input impedance	2 k Ω , typ.
Gain	
CC mode	<i>LDC500</i> 10 mA/V (high range) 5 mA/V (low range) <i>LDC501</i> 50 mA/V (high range) 25 mA/V (low range) <i>LDC502</i> 200 mA/V (high range) 100 mA/V (low range)

CP mode (PD current)	LDC500 & LDC501: 500 μ A/V LDC502: 1000 μ A/V
Bandwidth (-3 dB)	
CC mode	DC to 1.0 MHz (high BW, LDC500 & LDC501) DC to 0.8 MHz (high BW, LDC502) DC to 10 kHz (low BW, all LDCs)
CP mode	DC to 5 kHz (high bandwidth) DC to 100 Hz (low bandwidth)

Monitor Photodiode

Bias voltage	0 to 5 V, programmable
PD current range	0 to 5,000 μ A (LDC500 & LDC501) 0 to 10,000 μ A (LDC502)
Setpoint resolution	0.1 μ A (CP mode)
Setpoint accuracy	\pm 2 μ A (LDC500 & LDC501) \pm 4 μ A (LDC502)

Measurement & Display

Output current	
Resolution	1 μ A (LDC500), 10 μ A (LDC501), 0.1 mA (LDC502)
Accuracy	\pm 0.02% FS
Photodiode current	
Resolution	0.1 μ A
Accuracy	\pm 0.02% FS
Laser diode forward voltage	
Resolution	1 mV
Accuracy	\pm 0.02% FS (4 wire)

Temperature Controller

Temperature Control

Control range	
IC sensor	-55 $^{\circ}$ C to +150 $^{\circ}$ C
Resistor sensor	-150 $^{\circ}$ C to +250 $^{\circ}$ C (10 Ω to 500 k Ω)
Setpoint resolution	
Temperature	0.001 $^{\circ}$ C
Resistance	0.1 Ω
Setpoint accuracy	
Temperature	\pm 0.01 $^{\circ}$ C (sensor dependent)
Resistance	0.1% of sensor resistance
Stability (typ.)	(using a 10 k NTC thermistor)
Thermal	0.0005 $^{\circ}$ C/ $^{\circ}$ C (vs. ambient)
Short-term (1 hr.)	\pm 0.001 $^{\circ}$ C
Long-term (24 hr.)	\pm 0.002 $^{\circ}$ C
Control algorithm	PID
Auto-tuning	Step response

TEC Output

Source type	Linear, bipolar current source
Current range	-4.5 A to +4.5 A

Setpoint resolution	1 mA
Setpoint accuracy	±5 mA
Max. power	36 W
Compliance voltage	>8 VDC
Current noise	<0.1 mA rms @ 1 A output <0.2 mA rms @ 4 A output
Current limits	
Range	0 to 4.5 A
Accuracy	±5 mA

Temperature Sensors

Thermistors	10 to 500 kΩ (10 μA, 100 μA, 1000 μA excitation)
RTD	Pt-100, Pt-1000 (1 mA excitation)
IC voltage sensors	LM335 and equivalent
IC current sensors	AD590 and equivalent

Measurement & Display

Temperature	
Resolution	0.001 °C
Thermistor	
Resolution	0.1 Ω
Accuracy	±0.2% + 0.05 Ω
TEC current	
Resolution	1 mA
Accuracy	±5 mA
TEC voltage	
Resolution	1 mV
Accuracy	±5 mV (4 wire)

General

Instrument connectors	DB9-F (laser diode), DB15-F (TEC) BNC (modulate, trigger output)
Remote interfaces	GPIB (IEEE488.2), RS-232, Ethernet
Power	100/120 VAC or 220/240 VAC, 50 Hz/60 Hz, 100 W
Dimensions	7" × 5" × 15" (WHL)
Weight	15 lbs.
Warranty	One years parts and labor on defects in material and workmanship

Ordering Information

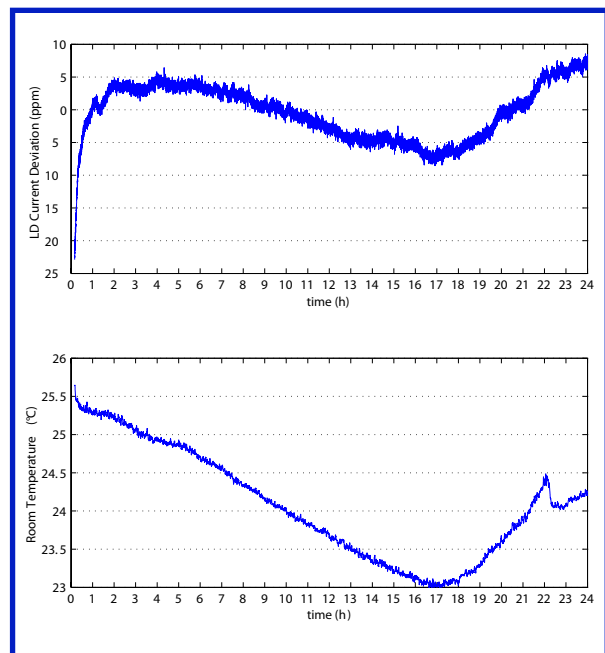
LDC500	Laser Diode Controller
LDC501	Laser Diode Controller
LDC502	Laser Diode Controller
O500RM	Rack mount tray for LDC series
O500C1	6' LD cable w/ flying leads
O500C2	6' TEC cable w/ flying leads
O500C3	6' LD cable w/ D connector
O500C4	6' TEC cable w/ D connector
O500C5	12' LD cable w/ D connector
O500C6	12' TEC cable w/ D connector

About Thermal Stability

Temperature fluctuations in a typical laboratory environment can often exceed several degrees Celsius over the course of a day. Small temperature changes can mean significant current changes in your laser diode if your controller is not up to the task.

The LDC500, LDC501 and LDC502 have a temperature coefficient of 10 ppm/°C, which is a factor of five better than competing models, making it the ideal controller for precision laser diode experiments.

The graphs below demonstrate the temperature performance of the LDC500 series. Over a 24 hour period, the ambient temperature change in the laboratory exceeds two degrees Celsius. Note that the output current deviation of the LDC after warm-up is stable to better than ±10 ppm.



По вопросам продаж и поддержки обращайтесь:

Алматы (7273)495-231	Казань (843)206-01-48	Новокузнецк (3843)20-46-81	Смоленск (4812)29-41-54
Архангельск (8182)63-90-72	Калининград (4012)72-03-81	Новосибирск (383)227-86-73	Сочи (862)225-72-31
Астрахань (8512)99-46-04	Калуга (4842)92-23-67	Омск (3812)21-46-40	Ставрополь (8652)20-65-13
Барнаул (3852)73-04-60	Кемерово (3842)65-04-62	Орел (4862)44-53-42	Сургут (3462)77-98-35
Белгород (4722)40-23-64	Киров (8332)68-02-04	Оренбург (3532)37-68-04	Тверь (4822)63-31-35
Брянск (4832)59-03-52	Краснодар (861)203-40-90	Пенза (8412)22-31-16	Томск (3822)98-41-53
Владивосток (423)249-28-31	Красноярск (391)204-63-61	Пермь (342)205-81-47	Тула (4872)74-02-29
Волгоград (844)278-03-48	Курск (4712)77-13-04	Ростов-на-Дону (863)308-18-15	Тюмень (3452)66-21-18
Вологда (8172)26-41-59	Липецк (4742)52-20-81	Рязань (4912)46-61-64	Ульяновск (8422)24-23-59
Воронеж (473)204-51-73	Магнитогорск (3519)55-03-13	Самара (846)206-03-16	Уфа (347)229-48-12
Екатеринбург (343)384-55-89	Москва (495)268-04-70	Санкт-Петербург (812)309-46-40	Хабаровск (4212)92-98-04
Иваново (4932)77-34-06	Мурманск (8152)59-64-93	Саратов (845)249-38-78	Челябинск (351)202-03-61
Ижевск (3412)26-03-58	Набережные Челны (8552)20-53-41	Севастополь (8692)22-31-93	Череповец (8202)49-02-64
Иркутск (395)279-98-46	Нижний Новгород (831)429-08-12	Симферополь (3652)67-13-56	Ярославль (4852)69-52-93
Россия (495)268-04-70	Киргизия (996)312-96-26-47	Казахстан (7172)727-132	

rsy@nt-rt.ru || <https://srs.nt-rt.ru/>